

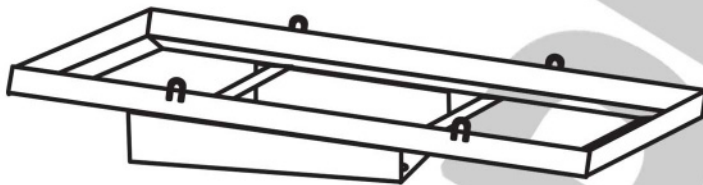


'Piranha Off Road products are not associated in any way with Toyota Australia or any of its related companies'

To Suit LANDCRUISER 40 SERIES FJ40/HJ40/HJ47 (DUAL CRADLE)

Being designated as NOT FOR SELF FIT means there may be variations within the vehicle models or components that must be moved and must be completed by an automotive workshop to ensure the safe operation of the vehicle



PART NUMBER	BT40D
APPROX FITTING TIME	2-3 Hours
MAX BATTERY SIZE	2 X 300mm L
MAX BATT WEIGHT	2 X 23Kg
CYCLE DUTY	
TRAY LOCATION	DSMT



PARTS INCLUDED WITH TRAY

- 1 X Tray
- 6 X M8 Bolt Long
- 2 X Universal top Mount
- 4 XJ Bolts

RECOMMENDED ISOLATOR

DBE140SF
or
DBE180-SX

This cradle fits on the drivers side middle location replacing the existing tray.

Check to make sure that the original lower support bracket is in sound condition. If the bracket is cracked, fix it first before continuing with the cradle installation. The dual cradle utilises the original captive nuts in the lower bracket. Six M8 bolts hold the cradle in position. Sometimes the radiator support bracket has to be modified, so that the dual cradle can be installed. Two battery hold downs are provided.

NOTE: Ensure adequate clearance to brake master cylinder.

Ensure, before closing the bonnet that all items fitted have adequate clearance